

How to Make a **Back to Sleep** Hammock With any Baby Blanket


Needed Items:

1. "Stretchy" Baby Blanket
2. A long rope to hang three corners and around beam, tree or crib
3. 4 tied loops of cotton rope (included in kit)
4. 1 or 2 metal hooks or C clamps




Directions:


A. Tie one square knot at each corner of the blanket.



B. Tie cotton loop around each corner knot as seen in the picture below.



C. String loops all together with metal hook(s) or C clamp(s)



Never hang Hammock in an unsafe place.
Hang over padded area.
Never spin baby around. Gently rock only.
Adult supervision always.